




Názov a kód projektu	Moderné vzdelávanie pre prax 2 / 312011ACM2	Názov pedagogického klubu
Pracovný list	<b>PRÍJEM PACIENTA DO NEMOCNICE PATIENT'S ADMISSION</b>	<b>Klub jazykových zručností</b>
Charakteristika	1) Pacient sa prijíma na oddelenie vtedy, ak si to jeho zdravotný stav vyžaduje / The patient is admitted to the ward if their health state requires so 2) Prijatie chorého do nemocnice je:/ Admitting the patient to the hospital is: - plánované / planned - neplánované – neodkladné – urgentné / unplanned – necessary - urgent 3) Dôvod prijatia: / The patient is admitted because of: -Terapia / Therapy -Diagnostika / Diagnostics -Sociálne dôvody / Need of social support	

 Kľúčové slová	Key words
oboznámiť	to inform about
poukazovať	to show around
bufet / jedáleň	a snackbar / (BrE) a canteen, (AmE) a cafeteria
návštevné hodiny	visiting hours
privítať	to welcome
predstaviť sa	to introduce
izba	a room
prevziať	to take
odmerať	to take / to measure
tlak krvi	blood pressure (BP)
telesná teplota	body temperature
pulz	pulse
výška	height
váha	weight
navštíviť	to visit
prezliecť	to change clothes
počkať	to wait

ošetrojúci lekár	a physician
identifikačné údaje	the identification data
potrebovať	to need
zdravotný stav	a health condition
postel'	a bed
nočný stolík	a bedside table
skrinka	a cupboard
prečítať	to read
rozumieť	to understand
životné funkcie	vital functions

	<b>Pomôcky</b>	
	zdravotná dokumentácia	nursing documentation
	preukaz poistenca	an insurance card
	hygienické potreby	toiletries
	pyžamo	pyjamas
	osobné veci	personal things
	tlakomer	a blood pressure monitor
	fonendoskop	a stethoscope
	teplomer	a thermometer
	<b>Pracovný postup - Procedure</b>	
	Predstavenie sa pacientovi – Introduce yourself to he patient	
	Získanie informácií o zdravotnom stave pacienta – Collect the information on the patient's health	
	Zmeranie fyziologických/životných funkcií, váhy a výšky – Measure physiological/vital functions, weight and height	
	Ukázanie oddelenia – Show the patient around the ward	
	Informovanie o zásadách na oddelení – Inform the patient about the ward rules	

Rozhovor	Conversation
<b>P:</b> Dobrý deň. Volám sa Peter Novák, prišiel som, aby ma prijali na oddelenie.	<b>P:</b> Good morning. My name's Peter Novak and I'm being admitted to your ward.
<b>ZA:</b> Dobrý deň, pán Novák, ja som Sestra, vítam Vás.	<b>HA:</b> Good morning, Mr Novak, I'm the nurse here. Welcome to our ward.
<b>ZA:</b> Prosím posad'te sa, potrebujem Vaše identifikačné údaje a informácie o Vašom zdravotnom stave. Poprosím preukaz poistenca.	<b>HA:</b> Sit down, please. I need your identification data and information about your health condition. Can I see your insurance card?
<b>P:</b> Nech sa páči, tu je.	<b>P:</b> Of course, here it is.
<b>ZA:</b> Ďakujem. Zmeriam Vám tlak krvi, pulz, telesnú teplotu, váhu a výšku.	<b>HA:</b> Thank you. Now I'll take your blood pressure, pulse, temperature, weight and height.
<b>P:</b> Dobre.	<b>P:</b> Okay.
<b>ZA:</b> Pod'te so mnou, ukážem vám oddelenie.	<b>HA:</b> Come with me, I'll show you around the ward.
<b>ZA:</b> Tak, a to je Vaša izba, vaša posteľ, nočný stolík, skrinka. Jedáleň je na konci chodby a návštevne hodiny sú od 14:00 do 16:00. Keď niečo budete potrebovať, sme tu.	<b>HA:</b> Well, this is your room, your bed, your bedside table and cupboard. The cafeteria is at the end of the corridor and the visiting hours are 2 from p.m. to 4 p.m. If you need anything, we are here.
<b>P:</b> Ďakujem.	<b>P:</b> Thank you.
<b>ZA:</b> Teraz sa môžete prezliecť do pyžama. Osobné veci si uložte do nočného stolíka a skrinky. Za chvíľu príde Váš ošetrojúci lekár. Máte ešte nejakú otázku?	<b>HA:</b> Now you can put on your pyjamas. Put your personal things into the nightstand and the cupboard. Your physician will come in a while. Have you got any questions?
<b>P:</b> Nie, ďakujem.	<b>P:</b> No, thank you.
<b>ZA:</b> Aj ja ďakujem, pán Novák.	<b>HA:</b> Thank you, too, Mr Novak.

## Pracovné úlohy - Tasks



<b>1.</b>	<b>Write 3 things which the patient must bring to hospital with them.</b>
a)	
b)	
c)	

<b>2.</b>	<b>Write 3 things which the nurse shows the patient in the ward.</b>
a)	
b)	
c)	

<b>3.</b>	<b>Are these sentences true or false?</b>	
	The patient doesn't bring anything to hospital with them when they are admitted – they get everything at the ward.	<b>True / False</b>
	When the patient is being admitted, the nurse shows them their room first.	<b>True / False</b>
	We also measure the patient's physiological and vital functions (we take their blood pressure and pulse, etc.)	<b>True / False</b>
	The admission of the patient to hospital can be planned or unplanned.	<b>True / False</b>

4.	<b>Put these conversation lines in the right order (from 1 to 6).</b>
	Sit down, please. I need your identification data and information about your health condition. Can I see your insurance card?
	Come with me, I'll show you around the ward.
	Well, this is your room, your bed, your bedside table and cupboard. The cafeteria is at the end of the corridor and the visiting hours are 2 from p.m. to 4 p.m. If you need anything, we are here.
	Good morning, Mr Novak, I'm the nurse here. Welcome to our ward.
	Now you can put on your pyjamas. Put your personal things into the nightstand and the cupboard. Your physician will come in a while. Have you got any questions?
	I'll take your blood pressure, pulse, temperature, weight and height.